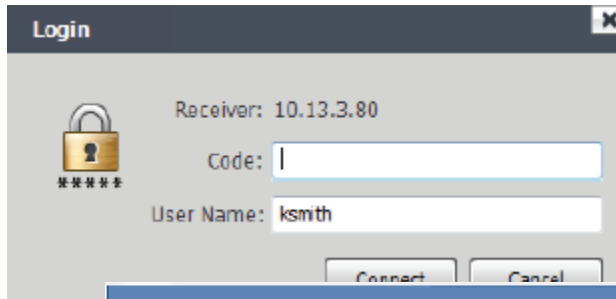


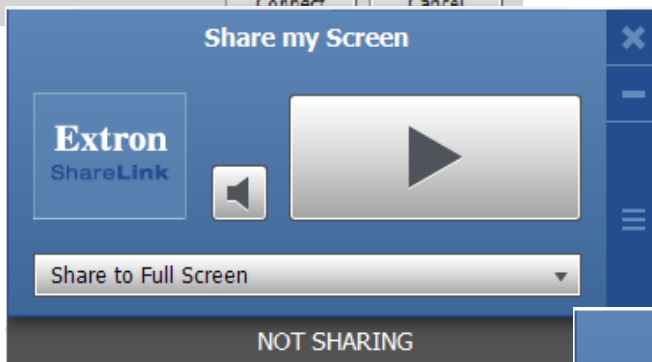
ShareLink Quick Connect, Computer

Turn on the monitor with the remote. Your input should be HDMI 1. You **must** be on the stkaite wireless or wired network. Login using your csc\username credentials.

Open any internet browser and enter the displayed IP address. You will see this screen. Click on the share from button appropriate to the computer you are using. You will be asked to run a script, the exact procedure varies by browser. Run the script and you will be taken to a login screen and asked to enter a code.

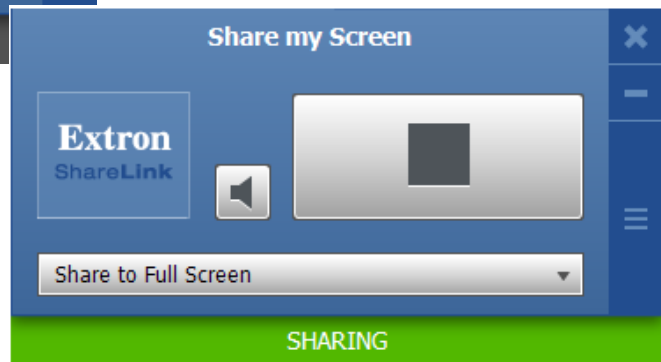


The random code is displayed in the lower right corner of the monitor. Enter the code and click "connect".



You will be taken to this screen. Click the Play button and your computer will mirror to the screen.

The play button changes to a stop button. To stop sharing, click on the stop button. Up to 4 computers can simultaneously display.



To disconnect, click on the menu and choose Disconnect.

